


TOWMASTER[®] TRAILERS

MODELS:
T-10DD
T-12DD

The Standard for the Road Ahead!



Some equipment shown may be optional



Patented Auto-Latch[®] ramp hold-ups.



Adjustable, interchangeable hitch and storage tray lid are standard.




Optional 3-ft beavertail for a lower load angle.

Description:

Towmaster's[®] T-10DD and T-12DD drop-deck trailers are designed for hauling small to mid-sized equipment and skid-loaders. These models feature a safety lip around the deck to help keep equipment in place. Dexter[®] Torflex[®] rubber torsion axles give the trailers a smooth ride and allows for easy pulling. They are built on a solid one-piece I-beam frame with Jr. I-beam crossmembers and a white oak wood deck. Spring-assist ramps with Auto-Latch[®] ramp hold-ups are standard.

Quick Specs:

- 21.5" / 22.5" deck height (empty)
- 82" between fenders
- 14', 16', 18' or 20' deck
- Electric brakes
- Torflex[®] axles
- E-Z Lube hubs
- 2" nominal white oak deck
- Adjustable Hitch
- Auto-Latch[®] Ramps
- LED Lights and sealed Wiring



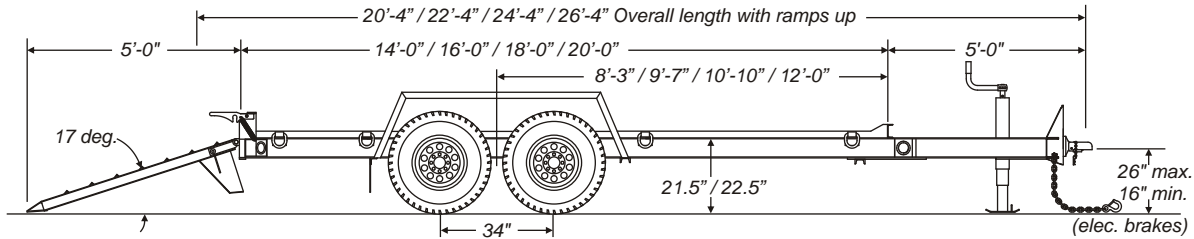
Your authorized Towmaster[®] dealer.

Towmaster, Inc.



800-462-4517

Fax: 320-693-7921



SPECIFICATIONS					
S=Standard O=Optional					
CAPACITY / DIMENSIONS		T-10DD	T-12DD		
Capacity Rating (lbs/kg)		10,000 / 4536	12,000 / 5443		
Approx. Weight (14'-0" / 4267mm)(lbs/kg)		2,960 / 1343	3,040 / 1379		
Approx. Weight (16'-0" / 4877mm)(lbs/kg)		3,160 / 1433	3,240 / 1470		
Approx. Weight (18'-0" / 5486mm)(lbs/kg)		3,360 / 1524	3,440 / 1560		
Approx. Weight (20'-0" / 6096mm)(lbs/kg)		3,560 / 1615	3,640 / 1651		
Deck Height (empty)(in/mm)		21.5 / 546	22.5 / 572		
8'-6" (2591mm) Overall Width (in/mm)		8-6 / 2591	8-6 / 2591		
Load Width (in/mm)		82 / 2083	82 / 2083		
TONGUE					
Tongue Length (ft-in/mm)		5-0 / 1524	5-0 / 1524		
One-Piece Cold-Formed Tongue		S	S		
Adjustable Hitch		S	S		
3" Pintle Ring or 2-5/16" Ball Coupler		Specify	Specify		
3/8" High-Tensile Safety Chain x 40"		Grade 43	Grade 43		
Storage Tray		S	S		
Storage Tray Lid		O	O		
Bolt-on Drop-Leg Parking Jack		7K	12K		
FRAME / RAMPS					
Main Beam		High-Tensile W6 x 12	High-Tensile W6 x 12		
High-Tensile 3" Jr. I-beam Crossmembers		S	S		
Crossmembers 16" on-center		S	S		
Headboard (in/mm)		4 / 102mm	4 / 102		
2" Nominal White Oak Wood Deck		S	S		
Ramps (ft-in x in/mm)		5-0x18.5/1524x470	5-0x18.5/1524x470		
Load Angle (degrees)		17	17		
Spring-Assist Ramps		S	S		
Adjustable Ramps		S	S		
Patented Auto-Latch® Hold-ups		S	S		
Tie-Downs		Forged D-Rings	Forged D-Rings		
Number of Tie-Downs (Total / Side)		8 / 4	8 / 4		
SUSPENSION / TIRES					
Dexter Torflex® Rubber-Ride Axles w/5-Year Warranty		S	S		
Axle Capacity (each) (lbs/kg)		7,000 / 3175	7,000 / 3175		
Hubs		E-Z Lube®	E-Z Lube®		
Electric Brakes		S	S		
Brake Size (in/mm)		12x2 / 305x51	12x2 / 305x51		
Battery Break-Away Kit w/ Tow Charger		S	S		
Wheels (in/mm)		15x6 / 381x152	16x6 / 406x152		
Wheel Bolt Pattern		8-bolt	8-bolt		
Tires / Load Range Rating		ST225/75R x 15 / D	235/85R x 16 / E		
Poly Mud Flaps		S	S		
WIRING / FINISH					
Weather Resistant Sealed Wiring		S	S		
Weather Resistant Shock-Mounted Lights		S	S		
LED Lights		S	S		
6-pole Round or 7-pole RV Electrical Plug		Specify	Specify		
Registration Holder		S	S		
Rust Inhibiting Primer		S	S		
Durable, Rust Resistant Top Coat		S	S		
Durable, Die-Cut UV Resistant Vinyl Decals		S	S		
Follow local and Federal D.O.T. laws, including Federal Motor Carrier Safety Regulations §392.9, §393.100 and §393.102, and stay within GVWR restrictions.					
OPTIONS					
Hydraulic surge brakes w/freebacking (Check local D.O.T. laws)	Extra deck length	Bucket stop			
Carlisle brake controller (call for details)	6 ft. ramps	2 chock blocks and holder			
Electric winch w/60 ft. cable	Wood top on 5 ft. ramps	12K jack in lieu of 7K			
Lockable storage tray lid	Gooseneck (w/2-5/16" coupler)	Special color (no metallic)			
Full width mesh top ramp	Gooseneck (w/inverted mini-fifth wheel)				
Spare Tire Mount / Spare Tire & Wheel	Pallet fork holders (16 ft. or longer deck only)				

We manufacture a complete line of trailers in capacities from 2000 lbs. to 120,000 lbs. Listed weights are approximate. Trailer weights can vary due to options installed. All dimensions are approximate. See VIN tag for actual GVWR. Check our website or see your authorized dealer for more information. Manufacturer reserves the right to modify, change or discontinue models or options as seen fit without obligation to previously sold units. Written warranty covers each trailer.

Towmaster, Inc., 61381 US Hwy 12, Litchfield, MN 55355
Toll free: 800-462-4517 phone: 320-693-7900 fax: 320-693-7921
www.towmaster.com
Employee Owned, Employee Pride, U.S.A. Made!
U.S.A. DESIGNED AND BUILT

Photos may not show most recent changes to models.